

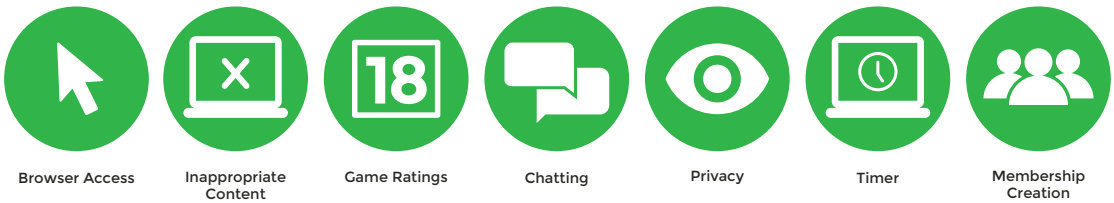
# Xbox 360



## Features and Benefits

With the Xbox 360 Parental Controls you can restrict access to features like Xbox Live, and specify which games can be played, which films and TV shows can be watched, and how long each family member can use the console on a daily or weekly basis. You can also change the online safety settings, including restricting access to the browser, approving friend requests and blocking chat functions.

## What restrictions can I apply?

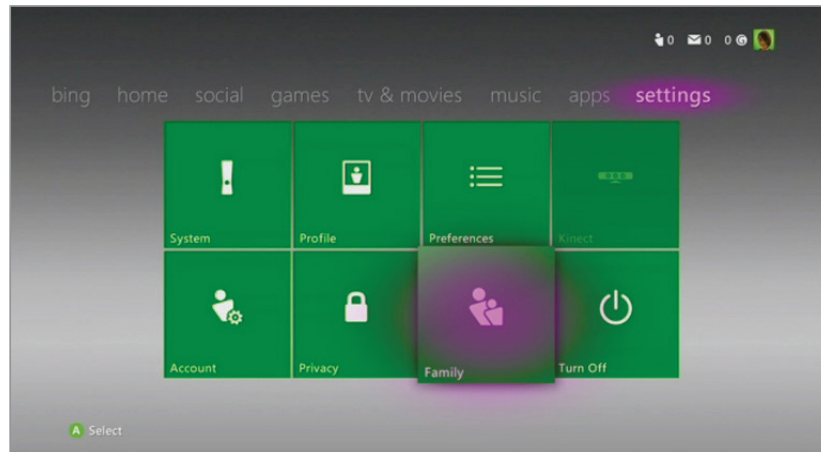


## What do I need?

An Xbox 360 account

## Step-By-Step

- 1 With your console switched on go to the settings menu and select **'Family'**.

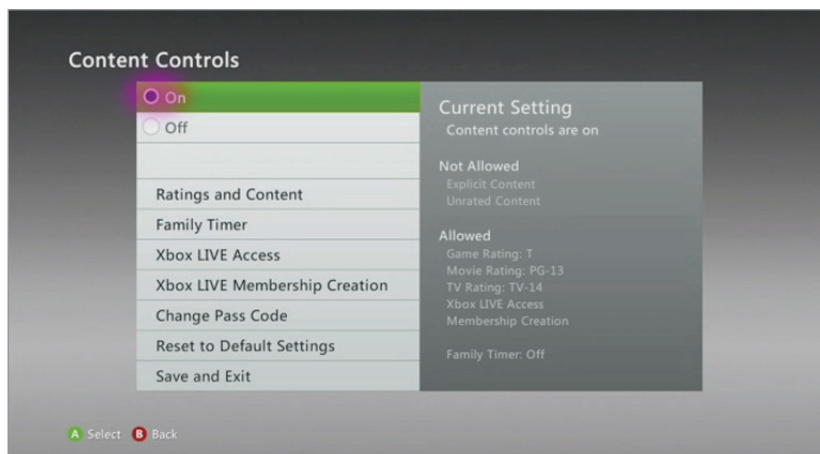




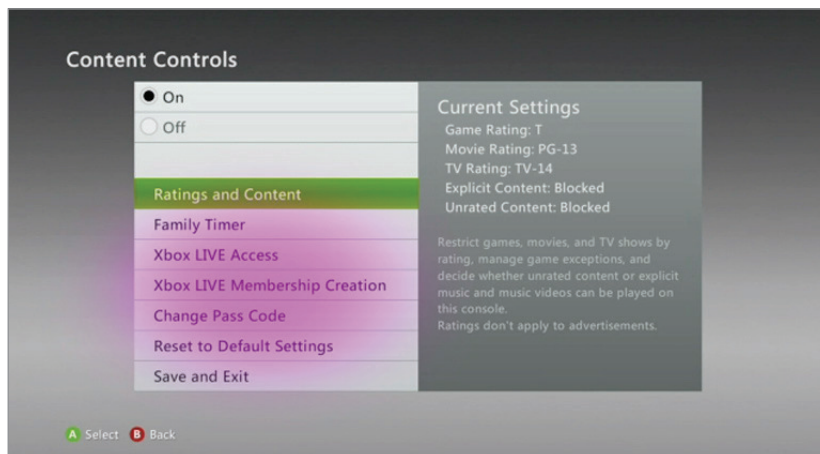
2 Any Child accounts you have will show up here. Scroll across and select the 'Content Controls' option.



3 Change the settings to 'On', activating a preset of parental controls.



4 Now you are able to select different options and customise your parental settings.





- 5 When you're finished select **'Save and Exit'**, which will prompt you to create a passcode if you haven't already done so.

