

## Features and Benefits

The Wii Parental Controls allow you to restrict games with mature content, disable the internet browser, and customise how your child can interact on the Wii Shop Channel.

## What restrictions can I apply?



Browser Access



Inappropriate Content



Game Ratings



Chatting



Privacy



Purchasing

## What do I need?

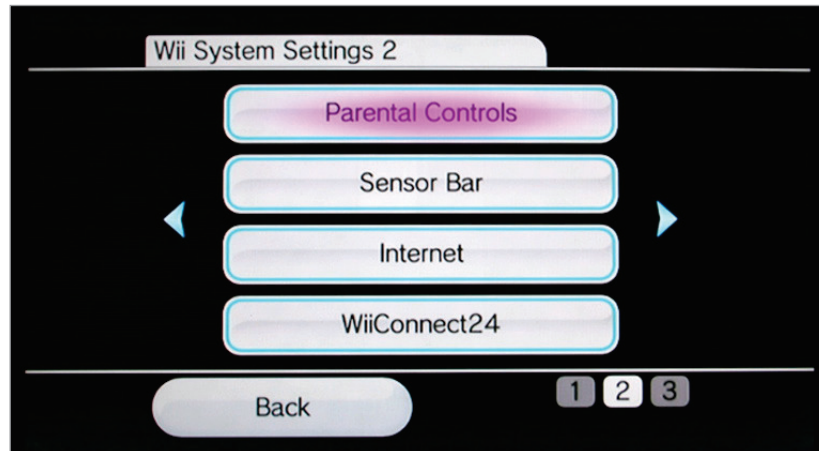
Nothing

## Step-By-Step

- 1 With your console switched on select the 'Wii Options' icon in the bottom left corner of the screen.



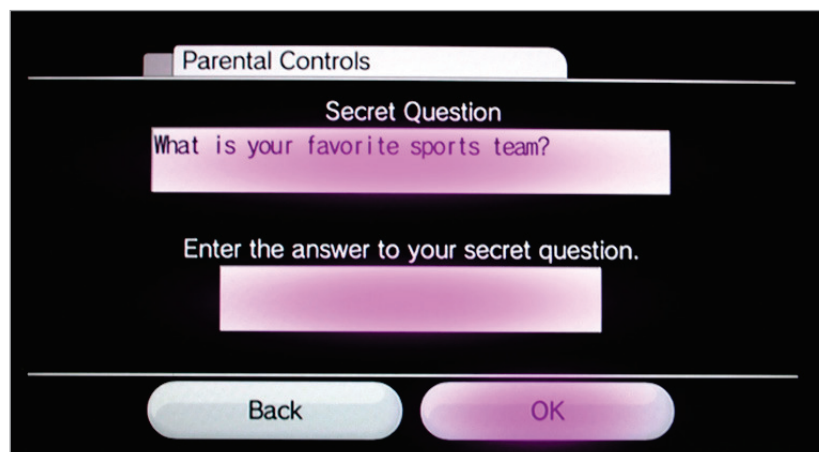
- 2 On the next screen select 'Wii Settings', then scroll across the menu and select 'Parental Controls'.



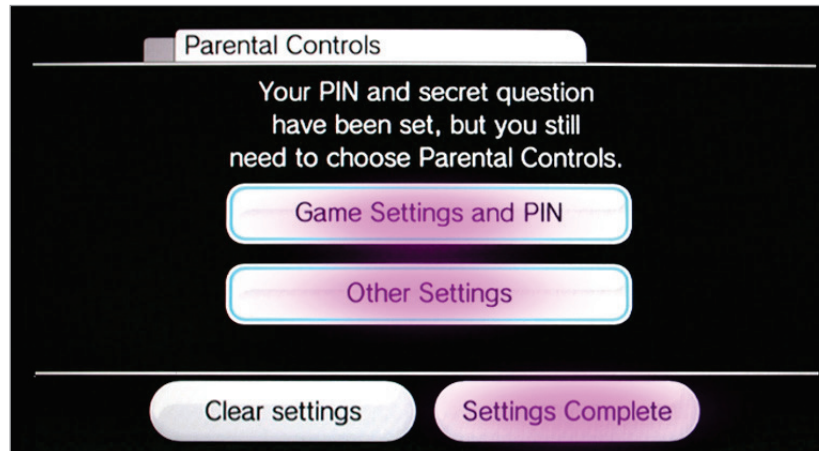
- 3 Follow the on screen instructions until you are asked to enter a 4-digit PIN code. This will be used to make changes in the future.



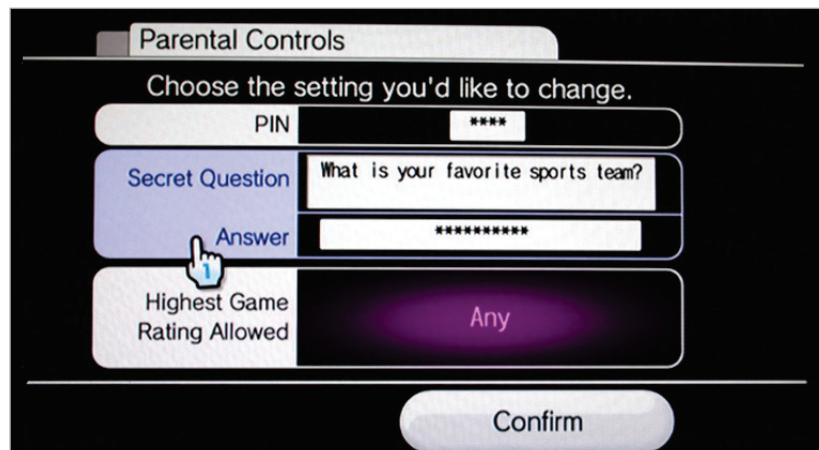
- 4 Select a secret question, which will be used if you forget your PIN code.



- 5 You can now restrict the Wii features. Start by selecting 'Game Settings and PIN'.



- 6 Here you can filter the Wii's game rating by selecting the 'Highest Game Rating Allowed' section. When you are done select 'Confirm' to save your settings and return to the previous screen.



- 7 Select 'Other Settings' and you will be able to restrict the Wii's online access.

