

Features and Benefits

The PS3 Parental Controls allow you to restrict games and DVDs with mature content, use of the internet browser and how your child can chat and interact on the PlayStation Network.

What restrictions can I apply?



Browser Access



Inappropriate Content



Game Ratings



Chatting



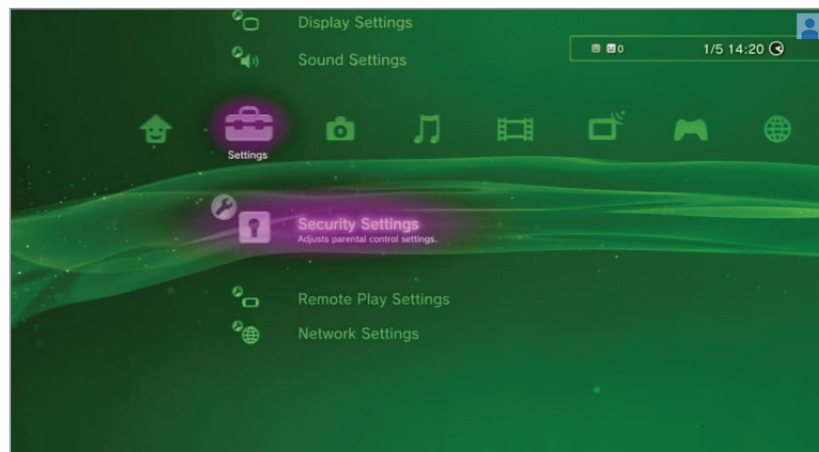
Privacy

What do I need?

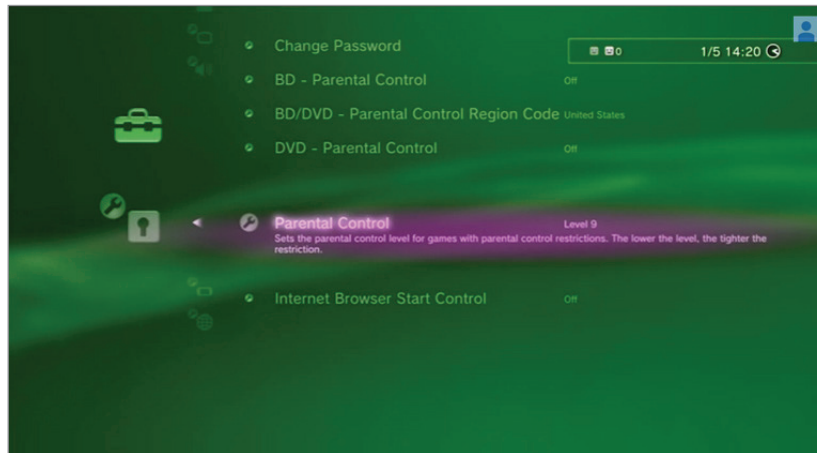
Nothing

Step-By-Step

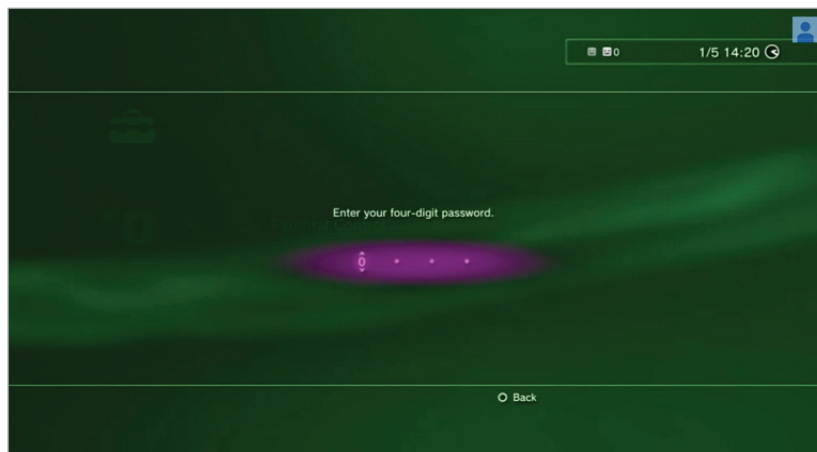
- 1 With your console switched on go to the **'Settings'** menu and select **'Security Settings'**.




- 2 Scroll down through the menu and select 'Parental Control'.



- 3 You'll be asked to enter your password to change the settings. If you haven't yet created one, by default it will be 0000.



- 4 You are now able to choose a gaming level. The lower the level, the tighter the gaming restriction.



- 5 To restrict access to the internet browser, go back to the **'Security Settings'** menu and select **'Internet Browser Start Control'**. Turning this on will require a passcode to access the internet.

